



**ST EDWARD'S
COLLEGE**
LIVERPOOL

Year 11 Revision Newsletter

Welcome to the Year 11 GCSE Revision Newsletter. Teachers have provided valuable subject-specific information for pupils to utilise on the lead up to exams.

This newsletter is designed to reinforce the messages and information delivered by all subject teachers and to give parents and guardians guidance on where to direct your child if they have queries with subjects.

Please don't underestimate the effect parents can have by encouraging, perhaps nagging (!), assessing time spent on revision and perhaps curtailing time spent on other things- especially TV, social media etc!

By sharing this important information with you, we endeavour to reinforce the partnership between school and home. Your child, their teachers, and you as parents... we all face a challenging few months; and we are all in it together!

Stephen Morris
Principal



Please encourage your child to continue to use GCSEPod, a unique service which all pupils have access to. It is designed to tap into the learning potential of smart phones and handheld devices through a combination of clever technology and award-winning content, to ensure equality of access, high usage and the best possible impact on GCSE results.

Each podcast provides pupils with relevant, easy-to-digest information in a tiny file format, meaning that pupils can add learning content onto their mobile devices while still leaving room for their own media.


<https://members.gcsepod.com/login>

if you have not logged on to GCSE Pod before then click on 'Get started' on the left hand side , select 'Student' and then enter your name, date of birth and school (when you start typing St Edward's College, it will automatically find our school)

Revision Preparation

Get Ready

Have all your notes & revision booklets



Shhhhhh

Have somewhere quiet to work

MR. QUIET
By Roger Hargreaves



Your syllabus

Know your syllabus to make a useful revision timetable

Eat well

Vitamins & proteins are very important to exam stamina. Drink lots of water too – H₂O is not just for Chemistry



Timetable

Make a clear revision timetable to organise your time & make sure you have enough time to cover everything



Stationery

Make sure you have all the pens, pencils, stickers, paper, post its paper clips and all the stationery you need to perform



R-word

The secret to getting ahead is getting started

De – digitize!

During revision time – hide your mobile phone & do not listen to music. Ed Psych's tell us that those who put their phones away & revise gain 20% more in exams



Get enough sleep

Makes sense & goes with eat well.



Revision – Make it Stick

Record It

Record yourself on your phone or tablet reading out the information. These can be listened to as many times as you want!



Teach it!

Teach someone your key facts and get them to test you, or even test them!



Back to front

Write down the answers and then write out what the questions the teacher may ask to get those answers.



Post its

Using a pack of post-it notes, write out as many of the keywords or dates as you can remember in only 1 minute!

**PRACTICE
MAKES
PERFECT**

Practice!

Some find they remember by simply writing the facts over and over again before completing past paper questions

Flash Cards

Write the key word or date on one side and the explanation on the other. Test your memory by asking someone to quiz you on either side.



Hide and Seek

Read through your notes for 5 minutes, put them down and try and write out as much as you can remember. Then keep adding to it until its full!



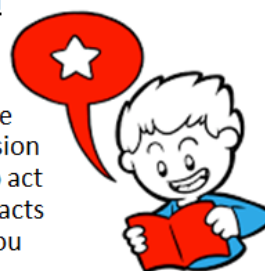
Sketch it

Draw pictures to represent each of the facts or dates. It could be a simple drawing or something that reminds you of the answer.



Read Aloud

Simply speak the facts and dates out loud as you're reading your revision notes. Even try to act out some of the facts – it really helps you remember!



ART & DESIGN

ART DROP-IN SESSIONS:

HAVE BEEN TAKING PLACE EVERY...

TUES & THURS, 15.15-16.15

...AND WILL CONTINUE UNTIL FINAL COURSEWORK DEADLINE ON Monday 8 MAY.

All GCSE coursework must be completed and handed in for final assessment on **Monday 8 May 2023** and this date is not negotiable. During this time learning support is available on Tuesday and Thursday evenings until 16:15 and I would strongly recommend that pupils take advantage of this.

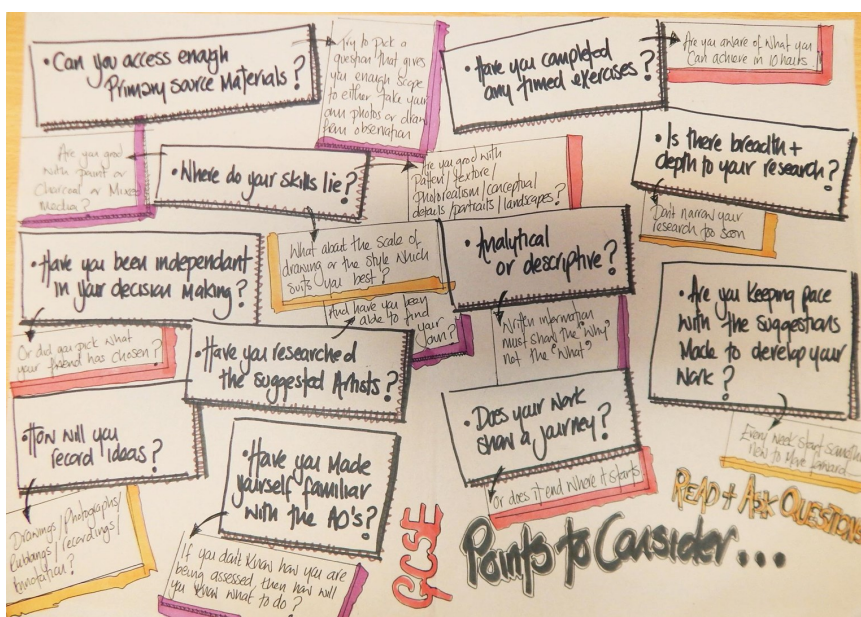
Pupils are required to complete and submit 2 components of work. Component 1 includes 2 extended projects on Identity and Food/Journey, plus some supplementary work on Natural Forms. This unit of work equates to 60% of their overall GCSE grade. Component 2 (Externally Set Task) requires pupils to complete preparatory work based on one of 8 possible themes set by the exam board, culminating in 10 hours of controlled time to complete a final outcome. **All preparation work must be completed prior to the start of the controlled assessment**, and should consist of sketchbook work and an A2 development sheet. This unit of work equates to 40% of their overall GCSE grade

Typically sketchbook work consists of :

- A title page
- Primary source materials i.e. Observational drawing, photography
- Secondary source materials such as downloaded images
- Artists work and other relevant contextual links
- Personal response through development of ideas and analysis of sources.
- Experimentation with materials and processes
- Annotation- this must be more than mere description

All of the above will be integrated into a number of pages which encompass the assessment objectives of recording, developing, experimenting and responding. We would encourage pupils to familiarise themselves with the assessment objectives which can be found in their assessment folders. All work must demonstrate development of ideas informed by research and interpreted in a purposeful and meaningful way

Pupils have been provided with written feedback and checklists to guide their ongoing progress and should work hard to ensure all work is complete to the best of their ability to guarantee the highest possible grade.





Firefly

In firefly you can find past papers questions, flashcards, recall questions and much more

[GCSE — St Edward's College \(fireflycloud.net\)](https://www.fireflycloud.net)

YouTube Videos

There are a host of youtube videos that cover the Biology specification just go to the link and search the area you want to revise.

[Cognito - YouTube](#)

[Freesciencelessons - YouTube](#)

[emmatheteachie - YouTube](#)

[Science Shorts - YouTube](#)

[Science and Maths by Primrose Kitten - YouTube](#)

Exam Question practice and notes

Questions broken down by each topic and notes can be found here

[Physics & Maths Tutor \(physicsandmathstutor.com\)](https://www.physicsandmathstutor.com)

Online resources

There are lots of online platforms that allow you to practice questions by topic to help with your recall

[Free Homework & Revision for A Level, GCSE, KS3 & KS2 \(senecalearning.com\)](https://www.senecalearning.com)

[Carousel | Teach smarter, learn better \(carousel-learning.com\)](https://www.carousel-learning.com)

[Learning tools, flashcards, and textbook solutions | Quizlet](#)

Business Studies



Business Interventions:

Business Drop in Session every Monday from 3.00 pm to 4.00pm with Mrs Sahraoui

Room C103 All year 11 Business Classes are welcome

Component 1 course work completion	Component 2 Course work completion	Component 3 Revision for Exam
<p>All course work should e completed</p> <p>Learning aim A Learning aim A: Examine the characteristics of enterprises</p> <p>Learning aim B: Explore how market research helps enterprises meet customer needs and understand competitor behaviour</p> <p>Learning aim C: Investigate the factors that contribute to the success of an enterprise</p>	<p>All course work should be completed</p> <p>Learning aim A :Explore ideas, and plan for a micro-enterprise</p> <p>Learning aim B: Pitch a micro-enterprise activity</p> <p>Learning aim B: Review own Pitch for Micro Enterprise Activity</p>	<p>For promotion and finance exam revision use the following:</p> <p>Resources on FF</p> <p>Revision maps</p> <p>Assessment data sheets</p> <p>Past papers</p> <p>Quizzes</p> <p>Copies from Teacher</p> <p>Text book booklets</p> <p>Revision guide booklets</p>

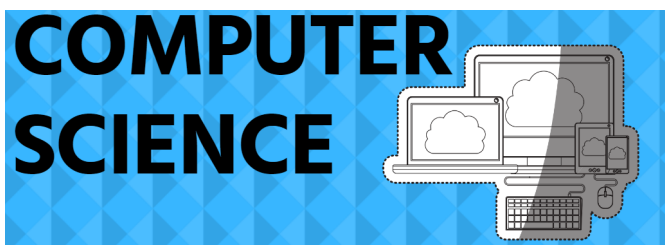


Independent work:

Factual recall is essential for the new specification and pupils are advised to make their own "Flash Cards"/ "post-it notes." Family members could be an aid here, by asking simple questions, using the cards.

There are booklets of exam style questions on Firefly that will help support pupils' revision. As these are topic-based, it is suggested that pupils should review a topic and then attempt the questions linked to that topic, as this will help assess factual recall and application of knowledge.

- * Pupils are reminded of the excellent resource, [GCSEPod](#)
- * Also, [BBC KS4 Bitesize](#), for Chemistry: <https://www.bbc.co.uk/education/topics/z88jjty>
- * And, of course the [AQA website](#), including the link to the specification: <http://filestore.aqa.org.uk/resources/science/specifications/AQA-8464-SP-2016.PDF> (Chemistry pp67-120)
- * Maths skills—there is a section on Firefly to work on mathematical skills they require in their science exam (Resources—Subjects—Science—Maths Skills)



**COMPUTER SCIENCE DROP-IN SESSIONS:
RECALL CLASSES HELD EVERY THURSDAY
15:00-15:45**

Pupils have completed in Year 10 and 11 all of the theory for their Paper 1 examination and are currently working towards completing the theory required for Paper 2.

Pupils have completed and will continue to complete programming tasks in class during the course . These are designed to help pupils answer the Paper 2 questions that require them to have an understanding of programming. Whilst these questions and answers are in written form in the examination, practical activities help to embed pupils' understanding of the theory.

- * Weekly coding challenges will be released on Firefly from December onwards
- * Further learning resources are available on Firefly and GCSEPod
- * The following Youtube channel provides excellent view resources: https://www.youtube.com/c/craigndave/playlists?view=50&sort=dd&shelf_id=2

DESIGN TECHNOLOGY



DT REVISION SESSIONS: Dates tbc

DT NEA practical sessions: Tuesdays and Thursdays 15.00-16.00

Non Examined Assessment (coursework) is due **31st March 2023**. Please note that this accounts for 50% of the marks overall and it is imperative that all pupils follow advice given from their teacher regarding completion. All supporting information ie checklists, exemplar projects are on **Firefly**.

Useful Resources for Design Technology:

Pupils should use the **specification** to support their learning, especially for the NEA aspect of the award.

<https://www.aqa.org.uk/subjects/design-and-technology/gcse/design-and-technology-8552/specification-at-a-glance>

Firefly Resources contain numerous articles, PG on Line resources and references to a wide range of topics;

<https://st-edwards.fireflycloud.net/textiles/gcse-design-technology-new-specification>

Factual recall is essential for the examination and all pupils should be referencing their revision guides (provided) folder work and textbooks for this, to support their learning.

Key Dates- DT Non Exam Assessment submission date: 31st March 2023 DT Exam: 19th June 2023

1. Examination /100

- * **Section A** - Core Principles (20 marks). Mix of multiple choice questions assessing breadth of technical knowledge
- * **Section B** - Specialist Technical Principles (30 marks). Several short answer questions and one extended response to assess a more in-depth knowledge of technical principles.
- * **Section C** - Designing & Making Principles (50 marks). A mix of short answers and extended questions

2. Recommended reading

AQA GCSE (9-1) Design Technology textbook

Useful Websites

Seneca is a fantastic way of revising DT:

[Free Homework & Revision for A Level, GCSE, KS3 & KS2 \(senecalearning.com\)](https://www.senecalearning.com/)


[Welcome | Textileshotline Boyd Education](https://www.textileshotline.com/)

<http://www.technologystudent.com/> Useful site with interactive apps

<https://www.gcsepod.com/>

<https://www.bbc.co.uk/bitesize/examspecs/zby2bdm>

ENGLISH LANGUAGE



Component 1: 20th Century Literature Prose Reading and Creative Prose Writing.

Written examination: 1 hour 45 minutes - 40% of qualification

Walking Mock: [Eduqas GCSE English Language Component 1 EWT.pptx \(live.com\)](#)

Component 2: 19th and 21st Century Non-Fiction Reading and Transactional

Written examination: 2 hours - 60% of qualification

Walking Mock: [Eduqas GCSE English Language Component 2 EWT.pptx \(live.com\)](#)

Past Papers are available at: [GCSE English Language | Eduqas](#)

Knowledge Organisers are available at: [Resource \(eduqas.co.uk\)](#)

ENGLISH LITERATURE



Component 1: Shakespeare and Poetry

Written examination: 2 hours – 40% of qualification

Walking Mock: [Eduqas GCSE English Literature Component 1 2019 Poetry Romeo and Juliet and Macbeth.pptx \(live.com\)](#)

Component 2: Post 1914 Prose/Drama, 19th Century Prose and Unseen Poetry

Written examination: 2 hours 30 minutes – 60% of qualification

Past Papers are available at: [GCSE English Literature | Eduqas](#)
Knowledge Organisers are available at: [Resource \(eduqas.co.uk\)](#)

Don't forget about...

Firefly

GCSEPOD

Seneca Learning: <https://senecalearning.com/en-GB/>

Massolit: <https://www.massolit.io/>

FRENCH



FRENCH REVISION SESSIONS:

Tuesday 3.10 to 4pm with Mrs Talbot

Now that nearly all of the GCSE course content has been covered, it is now time to start revising vocabulary and grammar. All students have been given a GCSE vocab booklet and we have revised key grammatical tenses throughout the course. We encourage students to spend 30 minutes 4 times per week learning and self-testing key vocabulary. Whilst students have a paper copy of this booklet, they can also practise this vocabulary for free on apps such as Memrise, Quizlet, Duolingo and Blooket.

All pupils have access to AQA Kerboodle for listening and reading practice, along with further GCSE vocab lists. We encourage students to do practice papers, and you can use papers from other exam boards such as Edexcel and Eduqas. Students can also access revision resources on GCSEPod and GCSE Bitesize, and for grammar learning students can use 'Languages Online' .

All students have been given a list of GCSE speaking questions to prepare on Firefly, and this preparation will only support their confidence in the writing component. On Firefly, all students have access to videos made by the teaching staff doing practice writing questions.

Important websites :

www.gcsepod.co.uk

www.languagesonline.org.uk - good for grammar learning

www.bbcbitesize.co.uk – good Reading and Listening practice including games



GEOGRAPHY REVISION SESSIONS:

21 February 3pm-6pm Paper 2 Revision Carousel

This is great mock exam preparation as the forthcoming mock exams focusing on Paper 2.

15 June 3pm-6pm Paper 3 Revision Carousel

This is a very important session as Paper 3 is examined the following day, on the 16 June.

Pre release material: 19 March

Teaching the course will finish in time for the Easter holidays. We will then study the pre-release issue evaluation booklet released for Paper 3.

Extra revision sessions for Geography:

Times and days mentioned above. The materials covered involve looking looking at challenging concepts and case studies. Geographical skills, a challenging aspect of the syllabus, are covered in depth during these sessions.

Additional resources:

Our exam board website contains past papers, and mark schemes (the 'assess' section contains specimen paper materials), the link is below:

<http://www.aqa.org.uk/subjects/geography/gcse/geography-8035>

An excellent book to order for revision:

https://www.cgpbooks.co.uk/School/books_gcse_geography.book_GAS41



Revisions tips:

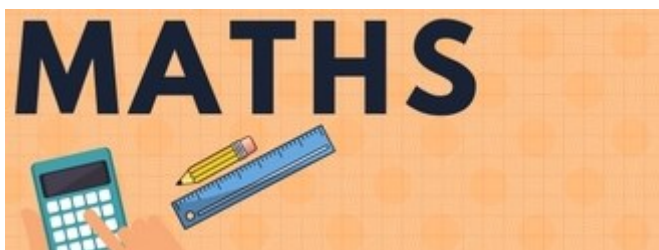
- * Mind maps, flash cards, note taking -all helpful for breaking the information down into manageable chunks
- * Lots of resources covering the GCSE course are on Firefly:
<https://st-edwards.fireflycloud.net/history/gcse/revision-guides>
<https://st-edwards.fireflycloud.net/history/gcse/year-11>
- * Websites such as BBC Bitesize: <https://www.bbc.com/education/subjects/zj26n39> and GCSEPod are valuable help



ICT DROP-IN SESSIONS:

MON, 15:00-15:30

- * Pupils have completed their RO81 examination and RO82 coursework portfolios and are currently working towards completing their RO85 and RO87 portfolio.
- * Pupils already have numerous learning resources to aid them but the examination board stipulates that this work must be completed independently by the pupil.
- * The following link to the OCR Youtube channel provides students with a good overview of the different modules that they will cover: https://www.youtube.com/watch?v=uLHOD2bdurM&list=PL6yDqjoyKMyg4r_HtAHDmNoWlml-BMjMC



MATHS CLUB:

MON, TUES, THURS, 15.00-16.00 IN M108

Session	Focus	Time and Place	Target Group
Exemplar Material	Pupils will be given exemplar material from last year's GCSE Summer examinations as well as other practice papers.	Pupils will be given these resources	All of Year 11
GCSE Pod Resources and practice questions	Videos on how to answer questions on every topic	Revision at home	All of Year 11
Maths Club	For specific help with topics and past exam questions	Mon, Tues, Thurs, 15.00-16.00 in M108	All of Year 11
Corbett Maths	Videos on how to answer questions and worksheets on several topics	Revision at home	All of Year 11
Dr Frost Maths	Videos and questions on how to answer past exam questions. Skill based questions to help students consolidate their knowledge.	Revision at home	All of year 11
Maths Genie	Videos and past questions	Revision at home	All of year 11



- * The GCSE music course (OCR) is being taught up to Easter and we are currently on the **final Area of Study** which is The Concerto.
- * Pupils need to review and learn **key terms and stylistic conventions** for the topics covered in both Year 10 and Year 11: Film; Concerto; Rhythms of the World and Conventions of Pop.
- * Students should also revise, by watching and taking notes on course-specific videos online. The full set of videos can be found by searching on YouTube for 'OCR GCSE Music Virtual Textbook' [OCR VIRTUAL TEXT-BOOK—21 VIDEOS](#).
- * Pupils will be issued with revision material and Practice Papers.
- * In addition to handouts and notes given in class, further information can also be found on the Pupil drive and BBC Bitesize website
- * Pupils can obtain the OCR GCSE Music Study & Revision Guides, and CGP GCSE Music Exam Practice Workbook to help them in their revision
- * Pupils should **extend their listening** using Youtube, Classic FM, etc and log pieces they have listened to in their listening diary

PHYSICS



Firefly

In firefly you can find past papers questions, required practicals and much more

[GCSE — St Edward's College \(fireflycloud.net\)](https://www.fireflycloud.net)

YouTube Videos

There are a host of youtube videos that cover the Biology specification just go to the link and search the area you want to revise.

[Cognito - YouTube](#)

[Freesciencelessons - YouTube](#)

[Dr de Bruin's Classroom - YouTube](#)

[Science Shorts - YouTube](#)

[Science and Maths by Primrose Kitten - YouTube](#)

Exam Question practice and notes

Questions broken down by each topic and notes can be found here

[Physics & Maths Tutor \(physicsandmathstutor.com\)](https://www.physicsandmathstutor.com)

Online resources

There are lots of online platforms that allow you to practice questions by topic to help with your recall

[Free Homework & Revision for A Level, GCSE, KS3 & KS2 \(senecalearning.com\)](https://www.senecalearning.com)

[Carousel | Teach smarter, learn better \(carousel-learning.com\)](https://www.carousel-learning.com)

[Learning tools, flashcards, and textbook solutions | Quizlet](#)



SPORTS SCIENCE REVISION SESSION:

16 March - 3-6pm TBC

PE REVISION SESSION:

30 March - 3-6pm

Both classes have completed the syllabus so the focus of theory lessons is now revision and exam preparation. All video tutorials for every part of each specification are on the "Ever Leaver" website which pupils must log in and use over Easter and in the run up to the exams. All checkpoints must be completed and practice tests taken online. We monitor pupil usage and can report to parents after Easter.

Pupils are also advised to use practice examination questions from classwork and unit tests to help them prepare. Pay particular attention to A01 - Knowledge, A02 - Application and A03 - justification when answering any questions.

All pupils have a textbook and the GCSE PE AQA BBC Bitesize website is also a useful tool to recap A01 knowledge:

<https://www.bbc.com/education/examspecs/zp49cw>

GCSE Practical:

Your NEA coursework should now be complete and you will be receiving feedback for any final necessary improvements.

You should also be working to improve performances in your three chosen sports. In particular collate your video evidence in the sports that are required to and sports that you participate in outside of school. The Practical moderation date has yet to be confirmed, however we would expect it to be mid-late April.





RE CLUB REVISION SESSIONS:
EVERY TUESDAY, 15.00-15.30 in
M105

Securing Firm foundations:

- * Ensuring all the knowledge required is secure is essential for success.
- * Pupils can use the syllabus which is available on Firefly as a 'What you need to know document' to organise their revision and identify any gaps.
- * There is a wealth of resources they can use to support them in securing firm foundations: their classwork book and resources on firefly including revision grids, revision videos and revision power points. Seneca also has resources to help secure knowledge.
- * They must **change the material, not just read it** - what works for their memory will be a key to success here, creating flashcards and dual coding information are good strategies for many pupils.
- * GCSEPod has useful programmes on Judaism to help them secure their knowledge of this topic.
- * Asking their teacher to give them advice on how to revise successfully if they are struggling to remember things.

Building for success:

- * Having good foundations is not enough, pupils must **practice how to use this knowledge**
- * They should review their work on structuring answers successfully in their exercise books.
- * Pupils need to do **practice questions**. Firefly contains a resource with possible questions from the exam.
- * They should practice questions under timed conditions (work on 1 minute per mark to know how long)
- * Pupils could also review all questions they have completed in class and for homework. They should focus on **how they could improve their answers?**

Seeking help:

- * Pupils would benefit from working with other pupils sitting the exam to check knowledge is secure.
- * Checking your son/daughter's knowledge of the material using the revision notes is also something you could do with your child to support their progress.
- * Pupils can speak to their RE teacher if there is content they don't understand or skills they are struggling with.
- * Pupils should also be encouraged to come to RE Drop in Club to get help with things they are finding difficult

Dates for the diary:

- * Dates of GCSE exams:
 - Foundational Catholic Theology - Monday 15th May 2023 - 1hr 30mins
 - Applied Catholic Theology - Tuesday 23rd May 2023 - 1hr 30mins
 - Judaism - Tuesday 6th June 2023 - 1hr



SPANISH REVISION SESSIONS:

Tuesday 3.10 to 4pm with Mr McGovern and Mrs McBride (there is a group for Higher and Foundation)

Now that nearly all of the GCSE course content has been covered, it is now time to start revising vocabulary and grammar. All students have been given a GCSE vocab booklet and we have revised key grammatical tenses throughout the course. We encourage students to spend 30 minutes 4 times per week learning and self-testing key vocabulary. Whilst students have a paper copy of this booklet, they can also practise this vocabulary for free on apps such as Memrise, Quizlet, Duolingo and Blooket.

All pupils have access to AQA Kerboodle for listening and reading practice, along with further GCSE vocab lists. We encourage students to do practice papers, and you can use papers from other exam boards such as Edexcel and Eduqas. Students can also access revision resources on GCSEPod and GCSE Bitesize, and for grammar learning students can use 'Languages Online' .

All students have been given a list of GCSE speaking questions to prepare on Firefly, and this preparation will only support their confidence in the writing component. On Firefly, all students have access to videos made by the teaching staff doing practice writing questions.

Important websites :

www.gcsepod.co.uk

www.languagesonline.org.uk - good for grammar learning

www.bbcbitesize.co.uk – good Reading and Listening practice including games